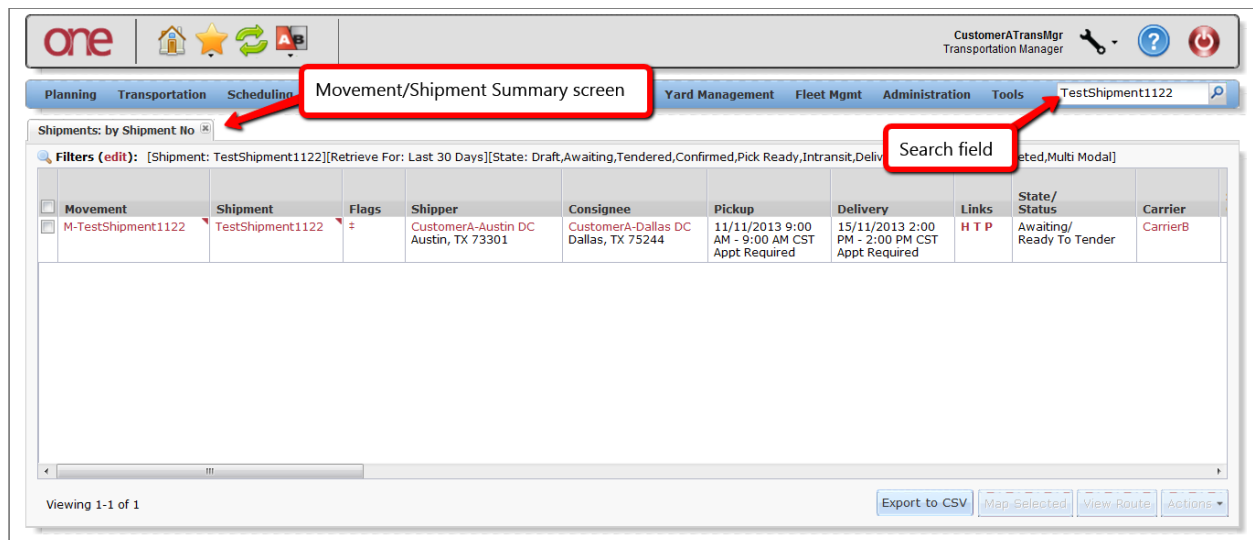


## Introduction

This document provides a quick guide explaining how to view a Shipment's Tender Plan in the One Network System. The Tender Plan contains a list of the Carriers that the Shipment can be tendered to. This list is initially determined by the corresponding Route for that Shipment.

## Viewing a Shipment's Tender Plan

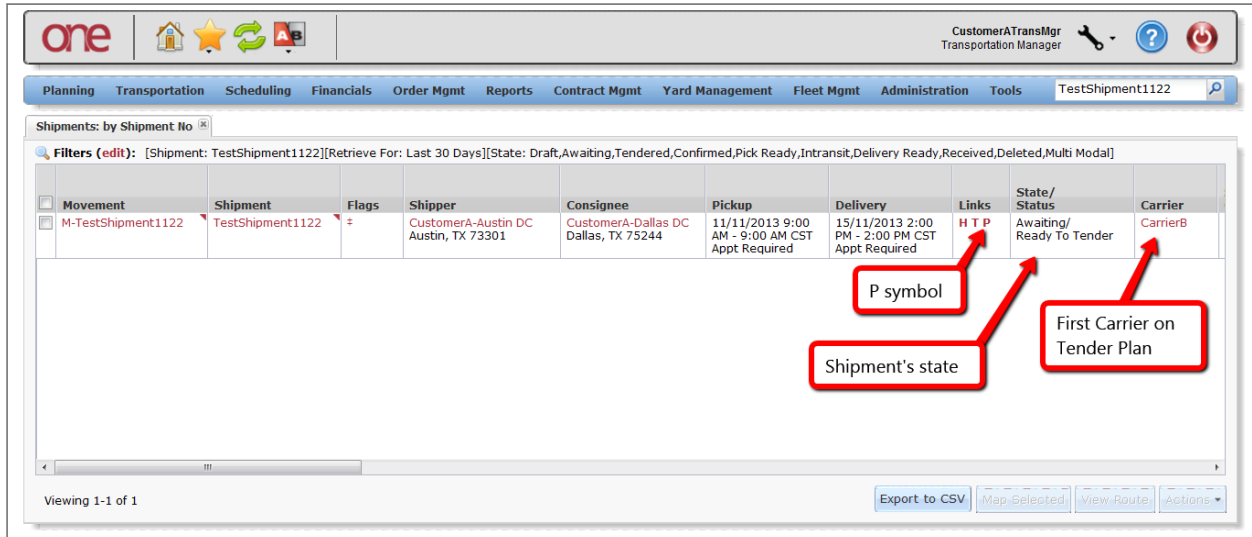
1. Login to the One Network System.
2. Locate a Shipment. This can be done by going to a specific **Transportation** screen (i.e. **Awaiting**, **Confirmed**, etc) or by searching for a Shipment using the **Search** field in the top right of the screen.
3. After locating a Shipment using the **Search** field, the shipment will be displayed on the **Movement/Shipment Summary** screen.



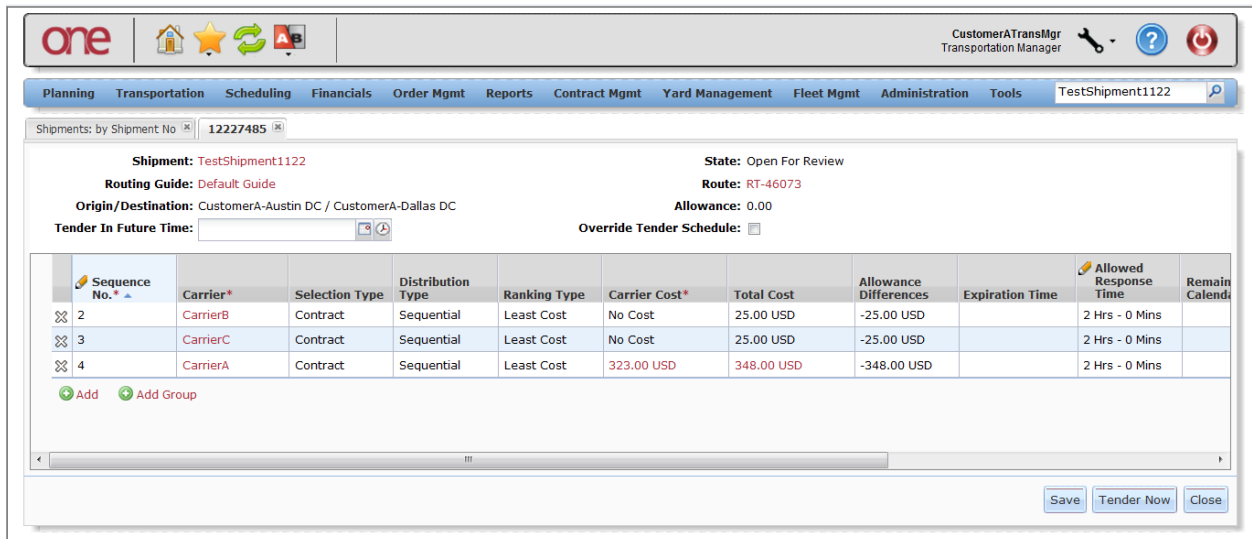
The screenshot displays the One Network System interface. At the top, there is a navigation bar with the 'one' logo and several icons. Below the navigation bar, there is a search field labeled 'Search field' and a button labeled 'Movement/Shipment Summary screen'. The main content area shows a table of shipment details for 'TestShipment1122'. The table has columns for Movement, Shipment, Flags, Shipper, Consignee, Pickup, Delivery, Links, State/Status, and Carrier. The data row shows 'M-TestShipment1122' with a status of 'Awaiting/Ready To Tender' and carrier 'CarrierB'. At the bottom of the screen, there are buttons for 'Export to CSV', 'Map Selected', 'View Route', and 'Actions'.

Movement	Shipment	Flags	Shipper	Consignee	Pickup	Delivery	Links	State/Status	Carrier
M-TestShipment1122	TestShipment1122	±	CustomerA-Austin DC Austin, TX 73301	CustomerA-Dallas DC Dallas, TX 75244	11/11/2013 9:00 AM - 9:00 AM CST Appt Required	15/11/2013 2:00 PM - 2:00 PM CST Appt Required	H T P	Awaiting/ Ready To Tender	CarrierB

- On the **Movement/Shipment Summary** screen, under the **Links** column, the “P” symbol is the link to display the Tender Plan. The **State** of the Shipment is also displayed on this screen under the **State/Status** column. In addition, there is a **Carrier** column which lists the name of the Carrier. If the Shipment is in the **Awaiting** state, this Carrier is the first Carrier on the Tender Plan. If the Shipment is in the **Confirmed** state, this is the Carrier that has accepted the Tender.



- Select the “P” symbol which stands for “Tender Plan” to view this Shipment’s Tender Plan. The **Tender Plan** screen will be displayed.



6. The list of Carriers is displayed. This list is determined by the corresponding Route for this Shipment (Note – the associated Route is listed on this screen under the **Route** field).

To remove a Carrier from the Tender Plan, select the “X” symbol next to that Carrier and then press the **Save** button.

The **Allowed Response Time** column shows the amount of time each Carrier will be given to accept or reject a Tender before it expires (Note – this time can be edited and changed if desired).

When the user wants to tender the Shipment to the list of Carriers on the Tender Plan, press the **Tender Now** button.

The screenshot displays the 'CustomerA TransMgr Transportation Manager' interface. The main content area shows details for 'Shipment: TestShipment1122' with a 'State: Open For Review' and 'Route: RT-46073'. Below this, a 'Tender' section contains a table of carriers. A red box highlights an 'X' symbol next to a carrier, with a callout stating 'X symbol to remove this Carrier from the Tender Plan'. Another red box highlights the 'Allowed Response Time' column header, with a callout stating 'Response Time for Tender'. At the bottom left, a red box highlights the 'Add' link, with a callout stating 'Add link'. At the bottom right, two red boxes highlight the 'Save' and 'Tender Now' buttons, with callouts stating 'Save button' and 'Tender Now button' respectively.

No.	Carrier*	Selection Type	Distribution Type	Ranking Type	Carrier Cost*	Total Cost	Allowance Differences	Expiration Time	Allowed Response Time	Remain Calend
2	CarrierB	Contract	Sequential	Least Cost	No Cost	25.00 USD	-25.00 USD		2 Hrs - 0 Mins	
3	CarrierC	Contract	Sequential	Least Cost	No Cost	25.00 USD	-25.00 USD		2 Hrs - 0 Mins	
4	CarrierA	Contract	Sequential	Least Cost	323.00 USD	348.00 USD	-348.00 USD		2 Hrs - 0 Mins	