


Switching to Command Center UI


One Network Enterprises

 This document is valid for the NEO 3.2 release.

Users can switch from the NEO UI to the Command Center UI.

Complete the following steps to switch to the Command Center UI:

1. Click **Menu/Favs > Quick Links > Switch to Command Center**.

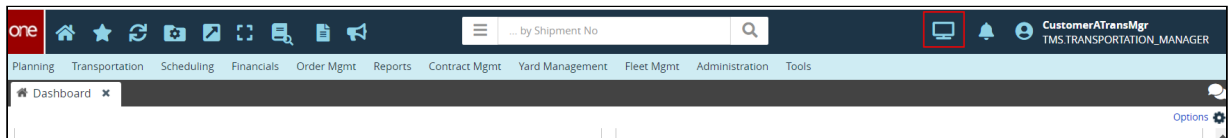


A confirmation popup window displays.

2. Click on **Yes**.
The **Command Center** UI displays.

Complete the following steps to switch from the Command Center UI to the NEO UI.

1. Click on the NEO screen icon in the upper right of the Command Center UI.



A confirmation popup window displays.

2. Click on the **Yes** button.
The **NEO** UI displays.